


Type MRT Time Lag Radial Lead Micro Fuse Series

RoHS 6 Compliant

HF Pb MRT Series



Description

Sub-miniature, time lag type, 250V rated fuses designed, approved and complied with IEC 60127-3, standard sheet 4.

Electrical Characteristics (IEC-127-3 STANDARD SHEET 4)

Rated Current	1.5 In		2.1 In		2.75 In		4 In		10 In	
	MIN	MAX	MIN	MAX	MIN	MAX	MIN	MAX	MIN	MAX
80mA to 6.3A inclusive	1 hr.	2 min.	400 ms	10 sec	150 ms	3 sec	20 ms	150 ms		

In clause 9.2, the test voltage for MRT ratings from 80mA to 6.3A is 64VDC.

Features

- Time lag (250VAC)
- Meet IEC standard 60127-3, Sheet 4
- Wide operating temperature range
- Bulk and Tape & Reel packing available
- RoHS6 compliant
- Halogen Free
- Leadfree

Safety Agency Approvals

SAFETY AGENCY	SAFETY AGENCY CERTIFICATE NUMBER	AMPERE RANGE / VOLT @ I.R.ABILITY
	910555;917227;910556	80mA - 6.3A / 250V AC @ 35A or 10 In whichever is greater
	139937;40001000	
	LR39772	80mA - 6.3A / 250V AC @50A
	E20624	80mA - 6.3A / 277V AC @100A
	JET 1037-31007-1001	1A - 5A / 250V AC @100A
	2002010207021532	80mA - 6.3A / 250V AC @ 35A or 10 In whichever is greater
		80mA - 6.3A / 277V AC @100A

Specifications Subject to change without notice.

Applications

Provide individual protection for components or internal circuits.

- Power Supplies
- Battery chargers
- Consumer Electronics
- Adapter
- Industrial Controllers

LEAD FREE =

HALOGEN FREE =

Type MRT

Time Lag Radial Lead Micro Fuse Series

RoHS 6 Compliant



MRT May2012D

Electrical Specifications

Catalog Number	Ampere Rating	Typical Cold Resistance (ohm)	Volt-drop @100% In (Volt) Max.	Voltage Rating (V)	Interrupting Rating	Melting I2T <10 m Sec (A2 Sec)	Melting I2T @ 10 In (A2 Sec)	Maximum Power Dissipation (W)	Agency Approvals						
									UL	SP	S	DVE	CCC	PSE	CE
MRT 80	80mA	3.5	0.398	250	80mA - 6.3A / 250V AC @ 35A or 10 In whichever is greater	0.01	0.01	0.10	Y	Y	Y	Y	Y		Y
MRT 100	100mA	2.3	0.329	250		0.02	0.02	0.11	Y	Y	Y	Y	Y		Y
MRT 125	125mA	1.6	0.295	250		0.04	0.04	0.13	Y	Y	Y	Y	Y		Y
MRT 160	160mA	1.1	0.252	250		0.07	0.06	0.15	Y	Y	Y	Y	Y		Y
MRT 200	200mA	0.73	0.200	250		0.12	0.11	0.17	Y	Y	Y	Y	Y		Y
MRT 250	250mA	0.55	0.188	250		0.38	0.41	0.19	Y	Y	Y	Y	Y		Y
MRT 315	315mA	0.36	0.152	250		0.6	0.66	0.22	Y	Y	Y	Y	Y		Y
MRT 400	400mA	0.25	0.129	250		0.9	1.0	0.25	Y	Y	Y	Y	Y		Y
MRT 500	500mA	0.18	0.114	250		1.5	1.7	0.29	Y	Y	Y	Y	Y		Y
MRT 630	630mA	0.13	0.109	250		2.4	2.6	0.33	Y	Y	Y	Y	Y		Y
MRT 800	800mA	0.095	0.103	250		3.7	4.2	0.38	Y	Y	Y	Y	Y		Y
MRT 1	1A	0.070	0.090	250		6	7	0.44	Y	Y	Y	Y	Y	Y	Y
MRT 1.25	1.25A	0.053	0.087	250		9	11	0.51	Y	Y	Y	Y	Y	Y	Y
MRT 1.6	1.6A	0.038	0.085	250		15	17	0.58	Y	Y	Y	Y	Y	Y	Y
MRT 2	2A	0.029	0.084	250		23	27	0.67	Y	Y	Y	Y	Y	Y	Y
MRT 2.5	2.5A	0.022	0.084	250		37	43	0.77	Y	Y	Y	Y	Y	Y	Y
MRT 3.15	3.15A	0.017	0.074	250		58	69	0.88	Y	Y	Y	Y	Y	Y	Y
MRT 4	4A	0.013	0.073	250		92	110	1.02	Y	Y	Y	Y	Y	Y	Y
MRT 5	5A	0.010	0.073	250		145	175	1.17	Y	Y	Y	Y	Y	Y	Y
MRT 6.3	6.3A	0.008	0.072	250		230	281	1.34	Y	Y	Y	Y	Y		Y

Consult manufacturer for other ratings

CORPORATE OFFICE

Bel Fuse Inc.
 206 Van Vorst Street
 Jersey City, NJ 07302
 Tel 201-432-0463
 Fax 201-432-9542
 E-Mail: belfuse@belf.com
 Website: www. belfuse.com

FAR EAST OFFICE

Bel Fuse Ltd.
 8/F Luk Hop Industrial Building
 8 Luk Hop Street
 San Po Kong
 Kowloon, Hong Kong
 Tel 852-2328-5515
 Fax 852-2352-3706

EUROPE OFFICE

Bel Fuse Europe Ltd.
 Preston Technology Management Centre
 Marsh Lane, Suite F15
 Preston, Lancashire, PR1 8UQ
 United Kingdom
 Tel 44-1772-556601
 Fax 44-1772-561008

EUROPE

Bel Stewart GmbH
 Industriestrasse 20
 61381 Friedrichsdorf
 Germany
 Tel 49-6172-9552-0
 Fax 49-6172-9552-40

Type MRT

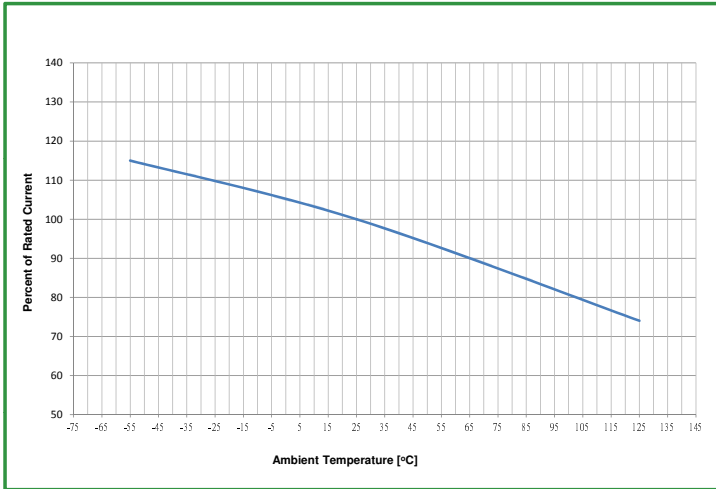
Time Lag Radial Lead Fuse Series

RoHS 6 Compliant

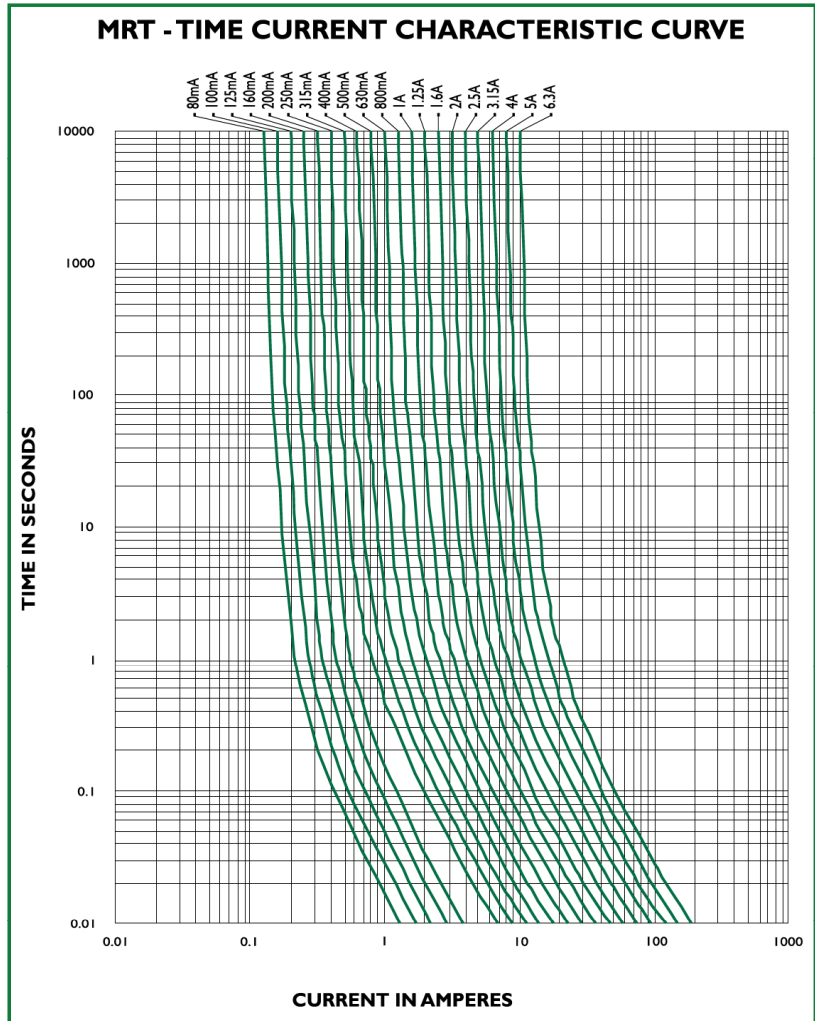


MRT May2012C

Temperature Derating Curve

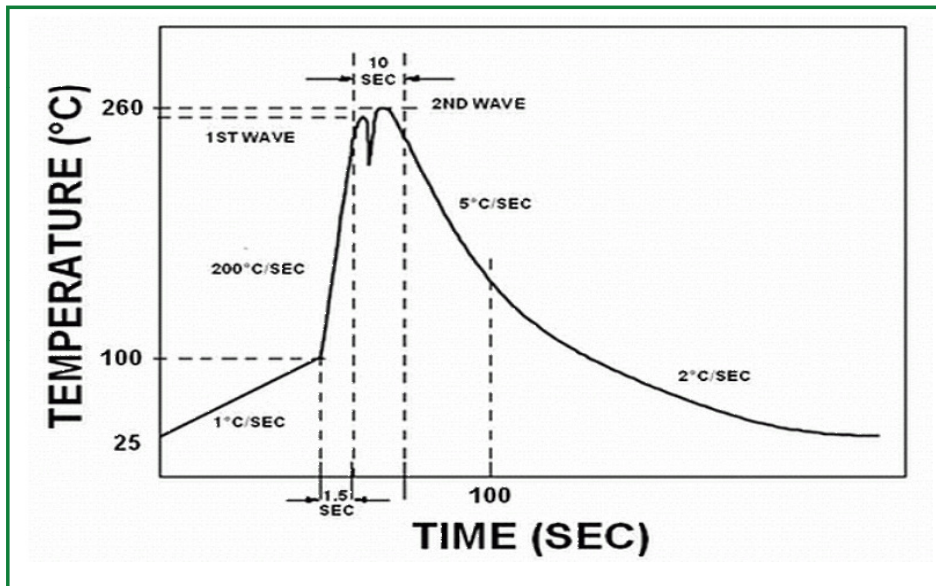


Average Time Current Curve



Soldering Parameters

Lead-free Wave Soldering Profile	
Wave Soldering Parameter	
Average ramp-up rate	200°C / second
Heating rate during preheat	typical 1 - 2 °C / second Max. 4°C/ second
Final preheat temperature	within 125°C of soldering temperature
Peak temperature T _p	260°C
Time within +0 °C / -5°C of actual peak temperature	10 seconds
Ramp-down rate	5 °C / second max.



Type MRT

Time Lag Radial Lead Micro Fuse Series

RoHS 6 Compliant



MRT May2012D

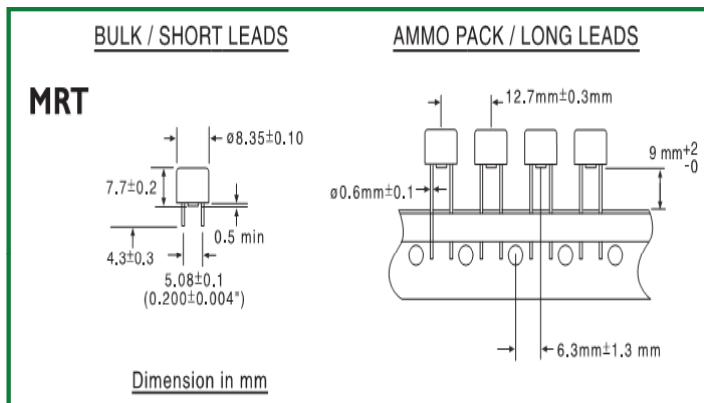
Physical Specifications

Materials	Base and Cover : Black thermoplastic,UL 94-V0
	Pins: 100% Matte Tin Plated Copper Alloy
Marking	On Fuse:
	"bel" , "T" , " Current Rating", "250V", & "Appropriate Safety Logos"
	On label:
	"bel" , "MRT", "Current Rating", "Voltage Rating", "Interrupting Rating", "Appropriate Safety Logos" and "M" , "G" (China RoHS compliant).

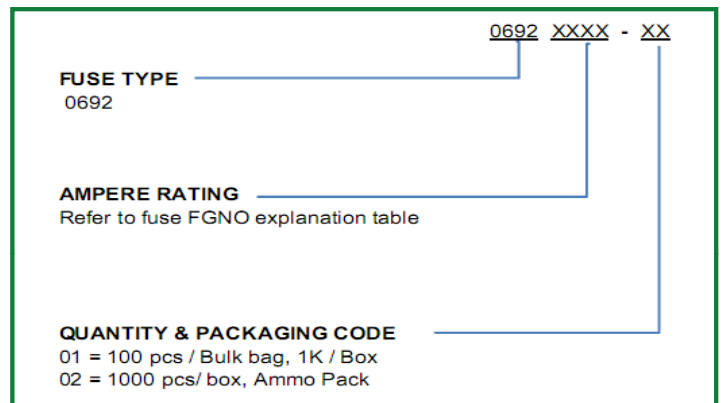
Environmental Specifications

Shock Resistance	MIL-STD-202G, Method 213B, Test Condition I (100 G's peak for 6 milliseconds; Sawtooth Waveform)
Vibration Resistance	MIL-STD-202G, Method 201A (10-55 Hz X 3 axis / no load).
Salt Spray Resistance	MIL-STD-202G, Method 101E, Test condition B (48 hrs).
Solderability	MIL-STD-202G, Method 208H
Resistance to solder Heat	MIL-STD-202G Method 210F, Test Condition C. Top Side, (260°C, 20 sec)
Moisture Resistance	MIL-STD-202G, Method 202G, Method 106G
Operating Temperature	-55°C to +125°C

Mechanical Dimensions



Ordering Information



Packaging

Packaging Option	Packaging Specification	Quantity	Packaging Code
Bulk / bag, 1K / box	N/A	100	01
12.7 mm pitch, On Tape / box	EIA-468-C	1000	02

CORPORATE OFFICE
Bel Fuse Inc.
 206 Van Vorst Street
 Jersey City, NJ 07302
 Tel 201-432-0463
 Fax 201-432-9542
 E-Mail: belfuse@belf.com
 Website: www.belfuse.com

FAR EAST OFFICE
Bel Fuse Ltd.
 8/F Luk Hop Industrial Building
 8 Luk Hop Street
 San Po Kong
 Kowloon, Hong Kong
 Tel 852-2328-5515
 Fax 852-2352-3706

EUROPE OFFICE
Bel Fuse Europe Ltd.
 Preston Technology Management Centre
 Marsh Lane, Suite F15
 Preston, Lancashire, PR1 8UQ
 United Kingdom
 Tel 44-1772-556601
 Fax 44-1772-561008

EUROPE
Bel Stewart GmbH
 Industriestrasse 20
 61381 Friedrichsdorf
 Germany
 Tel 49-6172-9552-0
 Fax 49-6172-9552-40