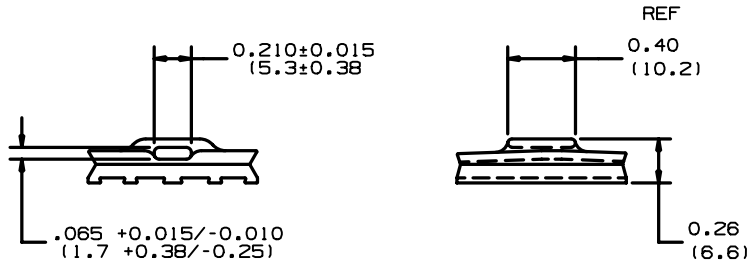
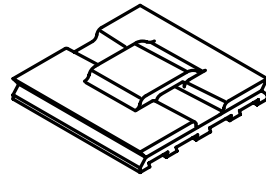
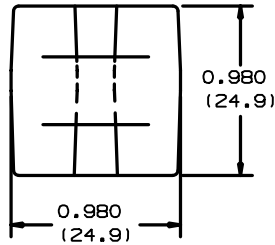


THIS COPY IS PROVIDED ON A RESTRICTED BASIS AND IS NOT TO BE USED IN ANY WAY DETRIMENTAL TO THE INTERESTS OF PANDUIT CORP.



PANDUIT PART NUMBER *	COLOR	USE WITH THESE CABLE TIE ** CROSS-SECTIONS	WEIGHT LBS/100 pcs (g)
EMS-A	(A) NATURAL	M, I, S	0.55 (250)
EMS-A-0	WEATHER RESISTANT BLACK	M, I, S	0.55 (250)

NOTES:

- DESIGNED FOR USE WITH EPOXY ADHESIVE (ADHESIVE NOT INCLUDED WITH EMS-A)
- MOUNTING INSTRUCTIONS:
  - (A) APPLY ADHESIVE TO PART.
  - (B) APPLY SUFFICIENT PRESSURE TO FORCE ADHESIVE INTO GROOVES.
  - (C) ALLOW ADHESIVE TO CURE BEFORE APPLYING LOAD TO MOUNT.
- \*3. FOR PACKAGE SIZE SEE PART NUMBER SUFFIX DESIGNATION ON CURRENT PRICE SHEET.
- \*\*4. CABLE TIE CROSS-SECTION CODE: M=MINIATURE, I=INTERMEDIATE, S=STANDARD.

DIMENSIONS IN PARENTHESES ARE IN METRIC.

CAD FILENAME/LAYERS

G00239HZ\_PI\_EMS\_01

**PANDUIT**

CORP.

TINLEY PARK, ILLINOIS

EMS-A  
EPOXY MOUNT, STANDARD

UNLESS OTHERWISE SPECIFIED,  
DIMENSIONAL TOLERANCES ARE:  
(.X) ± XX (.XXX) ± 0.02  
(.XX) ± 0.02 ANGLES ± XX

UNLESS OTHERWISE SPECIFIED,  
ALL DIMENSIONS ARE GIVEN  
IN INCHES, THIRD ANGLE PROJECTION.

DRAWN BY  
LGG

MAT'L:

SCALE NONE

DATE  
6/22/01

NYLON 6/6

DRAWING NO.

GB0239HZ

DWG

A

SIZE

REV	DATE	BY	CHK	DESCRIPTION	ECN	R	CUST	SUP
I	6/26/03	LGG		CHG DIM FROM 0.210±0.015/-0.005 TO +/- .015. CHG DIM FROM (5.3±0.38/0.13 TO +/- .38.	GB0239HZ	I		
R	6/22/01	LGG		CHG DIM FROM 0.065±0.015/-0.005 TO -.010 CHG DIM FROM (1.7±0.38/-0.13 TO -.25	GB0239HZ	R		
				INITIAL RELEASE REPLACED SS-4810	GB0239HZ			