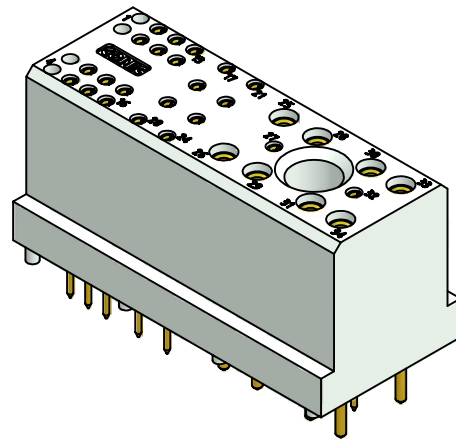
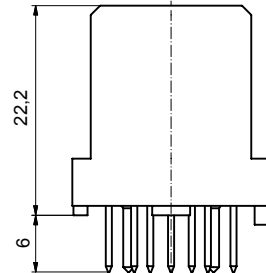


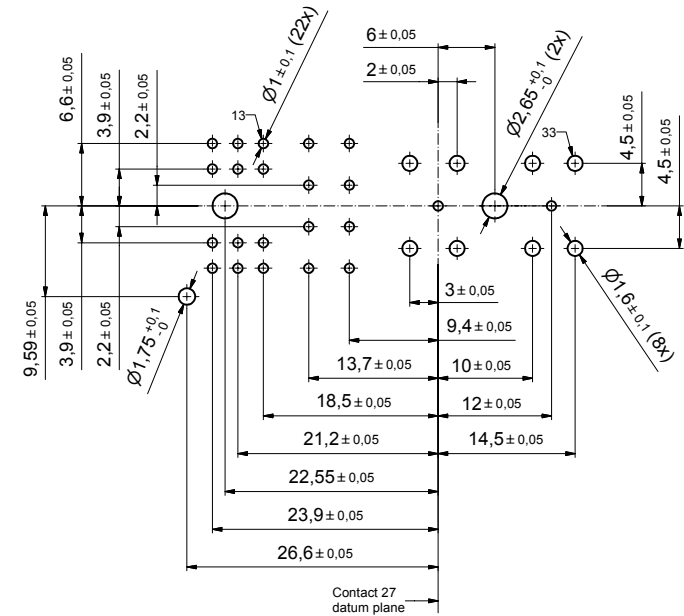
NOTES:

1. MATERIALS AND FINISHES:
 - INSULATOR: GLASS FILLED PLASTIC UL 94 V-0 RATED, GREY RAL 7035
 - CONTACTS: COPPER ALLOY, PLATING: 0,8 µM GOLD OVER NICKEL
2. ELECTRICAL CHARACTERISTICS:
 - CREEPING AND CLEARANCE DISTANCE; MINIMUM SPACING:
 - CONTACTS 5-16 TO ANY OTHER CONTACT WITHIN THIS GROUP: 0,7 MM
 - CONTACTS 17-24 TO ANY OTHER CONTACT WITHIN THIS GROUP: 2,5 MM
 - CONTACT 25 TO 26: 5,5 MM
 - CONTACTS 27-34 TO ANY OTHER CONTACT WITHIN THIS GROUP: 1,4 MM
 - CONTACTS 13-16 TO 17-20: 3,0 MM
 - CONTACTS 21-24 TO 25-26: 4,0 MM
 - CONTACTS 25-26 TO 27-29: 2,0 MM
 - CONTACT CURRENT RATING:
 - POWER CONTACTS: 16 AMPERES MINIMUM, TESTED PER CSA C22.2 NO. 182.3-M1987, ALL CONTACTS UNDER LOAD
 - SIGNAL CONTACTS: 2 AMPERES NOMINAL
 - INITIAL CONTACT RESISTANCE PER IEC 512-2, TEST 2b:
 - POWER CONTACTS: 0,0022 OHM MAX.
 - SIGNAL CONTACTS: 0,0085 OHM MAX.
 - INSULATION RESISTANCE: 5 G OHM PER IEC 512-2, TEST 3a, METHOD A
3. POSITIONS WITHOUT CONTACTS: 1, 2, 3, 4
4. WORKING TEMPERATURE: -55°C TO +125°C
5. CONNECTOR IS PART MARKED: PART-NO. CONEC ABC



Directive 2002/95 EC
"RoHS"
Compliant

PCB hole pattern



22	Signal contact (Pos. 5-24,27,32)	3		
8	Power contact (Pos. 25,26,28-31,33,34)	2		
1	Case 34pos. female	1		
quantity	part description	partlist	item	dwg no. / norm material
finish: see notes		tolerance ISO 2768-m	dim. in mm	scale: 2,5:1 (10:1) material: see notes
date		name	title: FEMALE CONNECTOR 30pos. SOLDER PIN STRAIGHT AdvancedTCA	
drawn	22.08.05	Mankopf	dwg no:	Inventor
appd.	22.08.05	Kühle	46K2A008	DIN-A2
norm				sh: 1
d-old				
rev. description		date	name	part no: ATC30W08FGRC5X

THIS DRAWING MAY NOT BE COPIED OR REPRODUCED IN ANY WAY, AND MAY NOT BE PASSED ON TO A THIRD PARTY WITHOUT THE WRITTEN PERMISSION OF CONEC GmbH

DO NOT ALTER CAD DRAWING BY HAND

