

## LDS150 Series

### LED Lighting Power Supply

#### Data Sheet

**Total Power:** 150 Watts  
**# of Outputs:** Single

#### SPECIAL FEATURES

- Constant Current & Constant Voltage operation
- Dimming options
- Free-Air rated - No forced air necessary for cooling
- Life: 100 K Hours @ 65 °C  
50 K Hours @ 75 °C

#### COMPLIANCE

- IP67 Water Protection
- CISPR 15 / FCC Part 15 EMI Performance
- Class C Harmonics
- > 0.9 Power Factor

#### SAFETY

- EN 61347-2-13
- UL 8750 , 1012
- CSA C22.2 No. 107.1 -01
- CE Mark (LVD)

#### WARRANTY

Standard 5-Year Warranty



#### Electrical Specifications

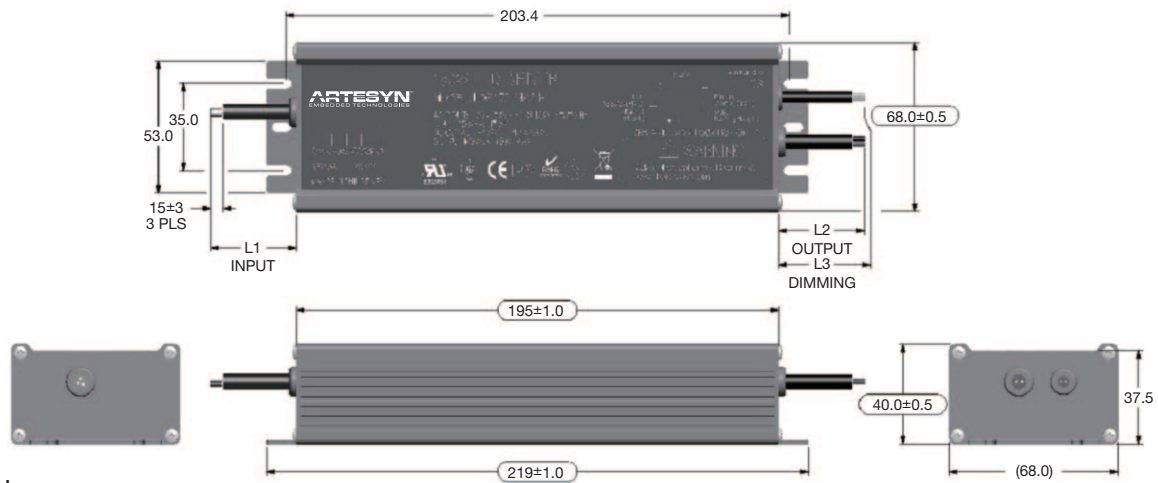
Input	
Input range nom:	100-277 Vac (H models)
Input range max:	90-305 Vac
Input frequency:	50/60 Hz
Inrush current:	< 50 A max., cold start @ 25 °C
Leakage current:	750 µA, at 264 Vac 50/60 Hz
Input power (no-load):	< 1.0 W, at no load, 277Vac (< 2.0W at 100Vac)
Input power (max):	< 170 W, at full load
Input fusing:	Internally fused
EMI/RFI:	CISPR 15 FCC Part 15
Efficiency (typical):	94% - 277 Vac 92% - 115 Vac
Output	
Constant current:	Programmable current levels. Refer to model table for details
Constant voltage:	No load to Full load operation. Refer to model table for details
Output power:	150 W maximum.
Ripple voltage:	< 2%
Ripple current:	< 10% pk-pk at rated load
Control and Protection	
Current limit:	Programmable. Refer to model table for details
Protection:	Short Circuit Overvoltage Overtemperature

### Environmental Specifications

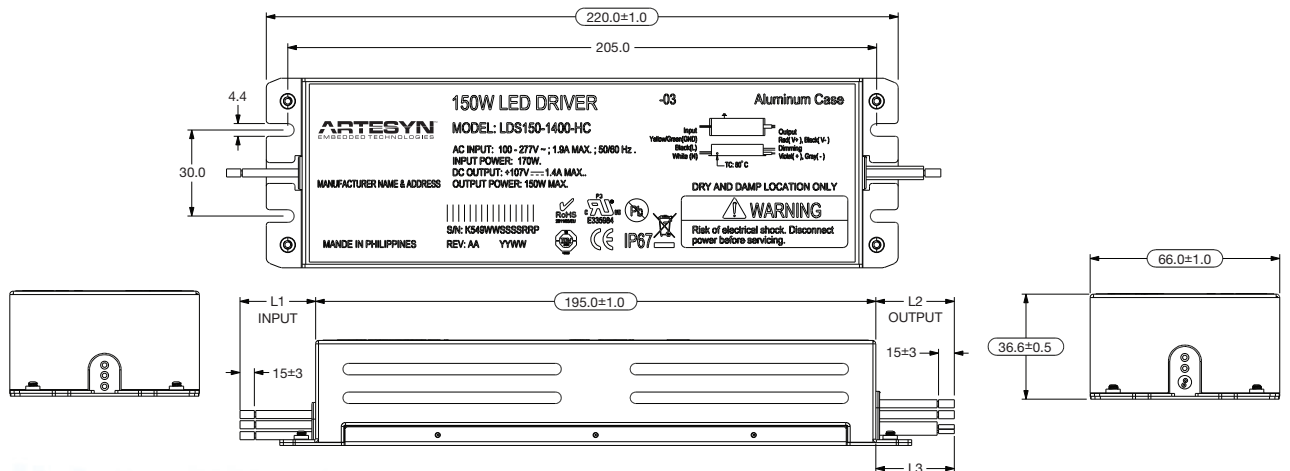
Criteria	Specification	Reference
Power Factor	> 0.9	Energy Star
Harmonics	Class C	IEC 61000-3-2
THD - Input Current	< 20%	ANSI C82.11
Surge Immunity	Level 4 Combination Surge (4kV CM, 2kV DM) 6 kV ring wave	IEC 61000-4-5 ANSI C62.41
EMC Compliance		IEC 61000-4-2, -3, -4, -5, -6, -8, -11
Temperature (case)	-40 °C to 80 °C	Operating , Startup at -40 °C, Spec Compliance at -20 °C
Ingress Protection	IP67	Refer to model table for details

### Mechanical Drawing

H03 Model



H03C Model



### Mechanical Miscellaneous

Criteria	Specification	Reference
Input Wiring	250 mm	3-wire, 18 ga. BLACK (L), WHITE(N), YELLOW/GREEN (GND)
Output Wiring	250 mm	2-wire, 18 ga. , RED (+), BLACK (-)
Dimming Wiring	250 mm	2-wire, 24 ga. , VIOLET (DIM+), GREY (DIM-)
Weight	1050 grams	

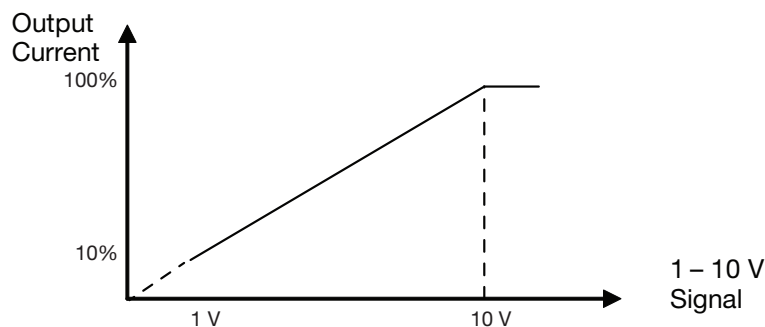
### Ordering Information

Model Number	Rated Output Voltage	Rated Output Current	Dimming Interface	IP Rating	Case
LDS150-1400-H03	107 Vdc	1400 mA	1-10 V	IP67	Aluminum Extrusion
LDS150-1400-H03C	107 Vdc	1400 mA	1-10 V	IP67	Sheet Metal

### Current Adjust and Dimming Description

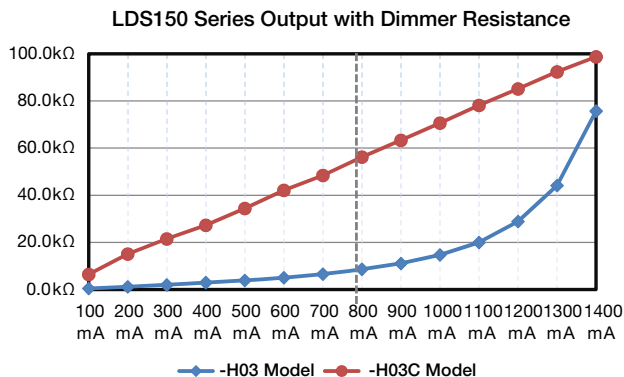
Apply Voltage or Resistance Across Purple & Grey Wires

#### Dimming with Applied Voltage



#### Dimming with External Resistance

Output Current (A)	Dimming Res (kΩ)	
	-H03 Model	-H03C Model
100	0.52	6.45
200	1.20	15.10
300	1.99	21.50
400	3.00	27.30
500	3.91	34.41
600	5.04	42.10
700	6.56	48.41
800	8.66	56.20
900	11.10	63.30
1000	14.75	70.62
1100	20.00	78.12
1200	28.90	85.10
1300	44.13	92.32
1400	75.70	98.70



### WORLDWIDE OFFICES

#### Americas

2900 S.Diablo Way  
 Tempe, AZ 85282  
 USA  
 +1 888 412 7832

#### Europe (UK)

Waterfront Business Park  
 Merry Hill, Dudley  
 West Midlands, DY5 1LX  
 United Kingdom  
 +44 (0) 1384 842 211

#### Asia (HK)

14/F, Lu Plaza  
 2 Wing Yip Street  
 Kwun Tong, Kowloon  
 Hong Kong  
 +852 2176 3333



www.artesyn.com

While every precaution has been taken to ensure accuracy and completeness in this literature, Artesyn Embedded Technologies assumes no responsibility, and disclaims all liability for damages resulting from use of this information or for any errors or omissions. Artesyn Embedded Technologies, Artesyn and the Artesyn Embedded Technologies logo are trademarks and service marks of Artesyn Embedded Technologies, Inc. All other names and logos referred to are trade names, trademarks, or registered trademarks of their respective owners.  
 © 2014 Artesyn Embedded Technologies, Inc.

For more information: [www.artesyn.com/power](http://www.artesyn.com/power)  
 For support: [productsupport.ep@artesyn.com](mailto:productsupport.ep@artesyn.com)