

Feed-through terminal block - HDFK 95 - 0709534

Please be informed that the data shown in this PDF Document is generated from our Online Catalog. Please find the complete data in the user's documentation. Our General Terms of Use for Downloads are valid (<http://download.phoenixcontact.com>)



Feed-through terminal block, Connection method: Screw connection, Load current : 232 A, Cross section: 35 mm² - 95 mm², AWG 2 - 3/0, Connection direction of the conductor to plug-in direction: 0 °, Width: 25 mm, Color: gray

Why buy this product

- Easy grouping with engagement pin versions
- Both terminal halves can be easily assembled by simply snapping them together
- Automatic compensation of the panel thickness via the snap principle integrated in the insulation housing
- Universal screw connection with screw locking
- Spacer plates increase air and creepage distances



Key commercial data

Packing unit	1
Minimum order quantity	1
Catalog page	Page 674 (CC-2011)
GTIN	 4 017918 117047
Custom tariff number	85369010
Country of origin	GREECE

Technical data

General

Number of levels	1
Number of connections	2
Color	gray
Insulating material	PA
Inflammability class according to UL 94	V0

Dimensions

Width	25 mm
-------	-------

Technical data

Maximum load current	232 A
Rated surge voltage	8 kV

Feed-through terminal block - HDFK 95 - 0709534

Technical data

Technical data

Pollution degree	3
Surge voltage category	III
Insulating material group	I
Connection in acc. with standard	IEC 60947-7-1
Nominal current I _N	232 A
Nominal voltage U _N	1000 V (With metal panels of 1 mm ... 2.5 mm)
Nominal voltage U _N	800 V (With metal panels over 2.5 mm ... 5 mm)
Nominal voltage U _N	690 V (With metal panels over 5 mm ... 6 mm)
Open side panel	nein

Connection data

Note	Note: Product releases, connection cross sections and notes on connecting aluminum cables can be found in the download area.
Conductor cross section solid min.	35 mm ²
Conductor cross section solid max.	95 mm ²
Conductor cross section stranded min.	35 mm ²
Conductor cross section stranded max.	95 mm ²
Conductor cross section AWG/kcmil min.	4
Conductor cross section AWG/kcmil max	2/0
Conductor cross section stranded, with ferrule without plastic sleeve min.	25 mm ²
Conductor cross section stranded, with ferrule without plastic sleeve max.	95 mm ²
Conductor cross section stranded, with ferrule with plastic sleeve min.	25 mm ²
Conductor cross section stranded, with ferrule with plastic sleeve max.	95 mm ²
2 conductors with same cross section, solid min.	25 mm ²
2 conductors with same cross section, solid max.	35 mm ²
2 conductors with same cross section, stranded min.	25 mm ²
2 conductors with same cross section, stranded max.	35 mm ²
2 conductors with same cross section, stranded, ferrules without plastic sleeve, min.	16 mm ²
2 conductors with same cross section, stranded, ferrules without plastic sleeve, max.	35 mm ²
Connection method	Screw connection
Stripping length	27 mm
Internal cylindrical gage	B12
Screw thread	M8
Tightening torque, min	15 Nm
Tightening torque max	20 Nm

Feed-through terminal block - HDFK 95 - 0709534

Classifications

eclass

eCl@ss 4.0	27141131
eCl@ss 4.1	27141131
eCl@ss 5.0	27141134
eCl@ss 5.1	27141134
eCl@ss 6.0	27141134
eCl@ss 7.0	27141134

etim

ETIM 2.0	EC001283
ETIM 3.0	EC001283
ETIM 4.0	EC001283
ETIM 5.0	EC001283

unspsc

UNSPSC 6.01	30211811
UNSPSC 7.0901	39121410
UNSPSC 11	39121410
UNSPSC 12.01	39121410
UNSPSC 13.2	39121410

Approvals

Approvals


Approvals

CSA / UL Recognized / VDE approval of drawings / GOST / PRS / IEC CB Scheme / GOST

Ex Approvals

Approvals submitted

Approval details

	
mm ² /AWG/kcmil	2
Nominal current I _N	200 A
Nominal voltage U _N	600 V

Feed-through terminal block - HDFK 95 - 0709534

Approvals

UL Recognized

	B	C
mm ² /AWG/kcmil	4	4
Nominal current I _N	230 A	230 A
Nominal voltage U _N	600 V	600 V

VDE approval of drawings

mm ² /AWG/kcmil	35-95
Nominal current I _N	232 A
Nominal voltage U _N	630 V

GOST

PRS

IECEE CB Scheme

mm ² /AWG/kcmil	95
Nominal current I _N	232 A
Nominal voltage U _N	630 V

GOST

Accessories

Accessories

Plug/Adapter

Insertion profile - UKH 95 EP - 3009231



Insertion profile

Feed-through terminal block - HDFK 95 - 0709534

Accessories

Tools

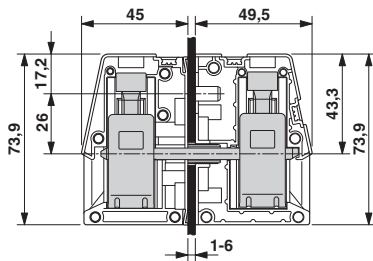
Tool - VDE-ISS 6 - 1201934



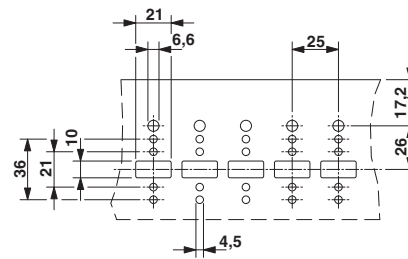
Allen wrench, fully insulated, safety tool in accordance with EN 60900, length: 150 mm, handle width: 110 mm, for all terminal blocks with 8 mm Allen screw

Drawings

Dimensioned drawing



Dimensioned drawing



* Dimensions when using the DP-HDFK 95/15 spacer plate