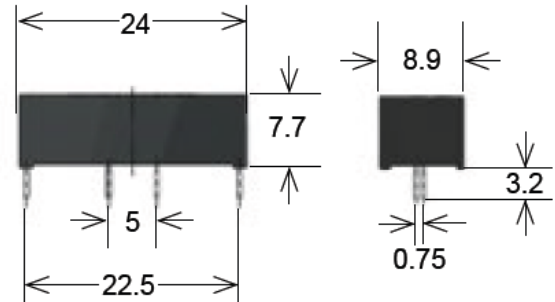


MK02/6 Series Reed Sensors



- Features: Ferrous Metal Detection, Front or Above Operation, THT
- Applications: Door & Window Control, Fire Protection Doors, Safety & Interlock Sensing & Others
- Markets: Industrial, Security & Others

Part Description: **MK 02/6-0**

Operation Series	Contact QTY
6	01




Customer Options	Switch Model	Unit
Contact Data	80	
Rated Power (max.) Any DC combination of V&A not to exceed their individual max.'s	10	W
Switching Voltage (max.) DC or peak AC	170	V
Switching Current (max.) DC or peak AC	0.5	A
Carry Current (max.) DC or peak AC	0.5	A
Contact Resistance (max.) @ 0.5V & 50mA	200	mOhm
Breakdown Voltage (min.) According to EN60255-5	0.21	kVDC
Operating Time (max.) Incl. Bounce; Measured with w/ Nominal Voltage	0.6	ms
Release Time (max.) Measured with no Coil Excitation	0.05	ms
Insulation Resistance (typ.) Rh<45%, 100V Test Voltage	10 ⁹	GOhm
Capacitance (typ.) @ 10kHz across open Switch	0.4	pF

Series Datasheet – MK02/6 Reed Sensors

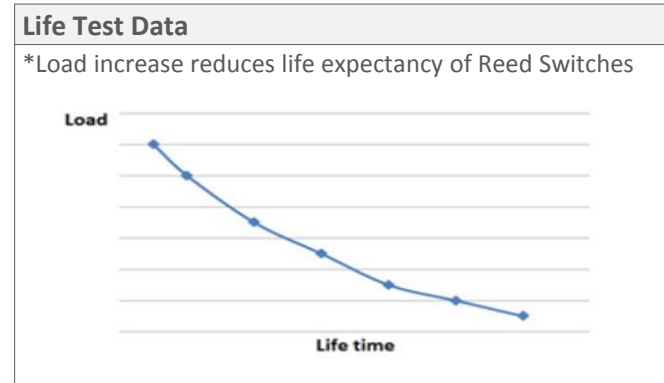
www.standexmeder.com

Housing and Cable Specifications	
Housing Material	PBT Glass Fibre Reinforced
Case Color	Black
Sealing Compound	Polyurethan

Environmental Data		Unit
Shock Resistance (max.) 1/2 sine wave duration 11ms	50	g
Vibration Resistance (max.)	20	g
Operating Temperature	-20 to 80	°C
Storage Temperature	-20 to 80	°C

Glossary Contact Form		
Form A	NO = Normally Open Contacts SPST = Single Pole Single Throw	
Form B	NC = Normally Closed Contacts SPST = Single Pole Single Throw	
Form C	Changeover SPDT = Single Pole Double Throw	

Handling & Assembly Instructions	
➤	Use proper lead clamping/heat sinking techniques to prevent mechanical and/or heat stress during soldering & welding
➤	Mechanical shock as the result of dropping the reed sensor may cause immediate or post-installation failure
➤	Only a simple piece of iron is required to activate switching position



Operation Series – PCB Through Hole Mount

For best operation it is recommended that you DO NOT mount these sensors on any ferromagnetic material OR use any ferromagnetic screws.

