

## Electronic device circuit breaker - ECP-E2-2A - 0900236

Please be informed that the data shown in this PDF Document is generated from our Online Catalog. Please find the complete data in the user's documentation. Our General Terms of Use for Downloads are valid (<http://phoenixcontact.com/download>)



Electronic device circuit breaker, Number of positions: 1, Connection method: Screw connection, Width: 12.5 mm, Fuse type: Electronic, Fuse type: Automatic device, Mounting type: On base element, Color: black

### Why buy this product

- Includes the advantages of current limitation
- Output voltage of switched-mode power supply unit remains stable
- Sufficient supply of all error-free load circuits
- Responds faster than switched-mode power supply unit to overload and short circuit
- Application - all aspects of the switched-mode power supply unit
- In addition, the ECP-E2 can be controlled remotely by the control input (12), e.g., by means of a PLC



### Key Commercial Data

Packing unit	1 STK
Custom tariff number	85363030
Country of origin	Germany

### Technical data

#### General

Installation instructions	When mounted in rows without convection cooling, the nominal device current should only be led to a maximum of 80% due to the thermal effect during continuous operation (100% operating factor). Special precautionary measures must be taken in systems or machines, to prevent components from restarting (e.g., use of a safety PLC). Parallel connection of multiple circuit breakers is not permitted.
Mounting type	On base element
Color	black
Number of positions	1

# Electronic device circuit breaker - ECP-E2-2A - 0900236

## Technical data

### General

Overvoltage category	II
Insulating material	PA66/6
Flammability rating according to UL 94	V0

### Electrical data

Fuse	Electronic
Fuse type	Automatic device
Rated surge voltage	0.5 kV
Operating voltage	24 V DC
	24 V DC ()
	18 V DC ... 32 V DC
Nominal current $I_N$	2 A
Required backup fuse	not required, integrated failsafe element
Dielectric strength	max. 32 V DC (Load circuit)
Degree of pollution	2
Overvoltage category	II
Insulating material group	I
Switching capacity $I_{CN}$	Active current limitation
Closed-circuit current range $I_0$	typ. 25 mA $\pm$ 5 mA (When switched on)

### Dimensions

Height	60 mm
Width	12.5 mm
Depth	70 mm
Height NS 35/7,5	144 mm
Height NS 35/15	151.5 mm
Complete module height	115 mm
Complete module width	38 mm
Complete module depth	112.5 mm

### Ambient conditions

Degree of protection	IP30 (Actuation area)
Ambient temperature (operation)	0 °C ... 50 °C (non-condensing)

### Connection data

Connection method	Screw connection
-------------------	------------------

### Standards and Regulations

Standards/specifications	UL 2367
	UL 508

# Electronic device circuit breaker - ECP-E2-2A - 0900236

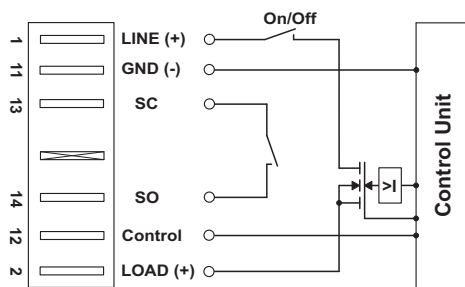
## Technical data

### Standards and Regulations

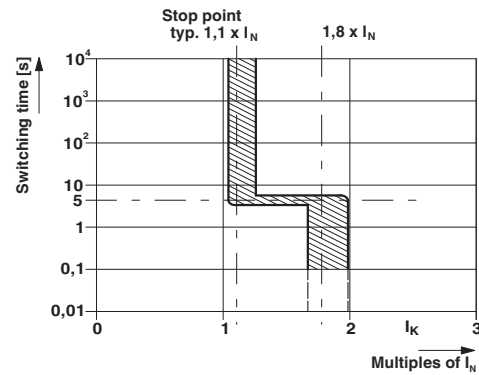
	CSA 22.2 No. 14
--	-----------------

## Drawings

Block diagram



Diagram



## Classifications

### eCl@ss

eCl@ss 4.0	27141116
eCl@ss 4.1	27141116
eCl@ss 5.0	27141116
eCl@ss 5.1	27141116
eCl@ss 6.0	27141116
eCl@ss 7.0	27141116
eCl@ss 8.0	27141116
eCl@ss 9.0	27141116

### ETIM

ETIM 2.0	EC000899
ETIM 3.0	EC000899
ETIM 4.0	EC000899
ETIM 5.0	EC000899

### UNSPSC

UNSPSC 6.01	30211812
UNSPSC 7.0901	39121411
UNSPSC 11	39121411

# Electronic device circuit breaker - ECP-E2-2A - 0900236

## Classifications

### UNSPSC

UNSPSC 12.01	39121411
UNSPSC 13.2	39121411

## Approvals

### Approvals

---

#### Approvals

UL Recognized / EAC

---

#### Ex Approvals



CSA

---

Approvals submitted

---

### Approval details



## Accessories

### Accessories

#### Marker pen

Marker pen - X-PEN 0,35 - 0811228



Marker pen without ink cartridge, for manual labeling of markers, labeling extremely wipe-proof, line thickness 0.35 mm

### Terminal marking

## Electronic device circuit breaker - ECP-E2-2A - 0900236

### Accessories

Zack marker strip - ZB 6:UNBEDRUCKT - 1051003



Zack marker strip, Strip, white, unlabeled, can be labeled with: Plotter, Mounting type: Snap into tall marker groove, for terminal block width: 6.2 mm, Lettering field: 6.15 x 10.5 mm

Zack marker strip - ZB 6/WH-100:UNBEDRUCKT - 5060935



Zack marker strip, Strip, white, unlabeled, can be labeled with: Plotter, Mounting type: Snap into tall marker groove, for terminal block width: 6.2 mm, Lettering field: 6.15 x 10.5 mm

### Additional products

Box mounting base - TMCP SOCKET M - 0916589



Modular socket element, 2-position, for holding two circuit breakers, each with a single position

End cover - TMCP CONNECT LR - 0916592



End cover, Length: 115 mm, Width: 6 mm, Color: black